



TOWNSHIP OF UPPER PROVIDENCE OFFICE OF THE FIRE MARSHAL

AUTOMATIC SPRINKLER SYSTEM INSPECTION REQUIREMENTS

All automatic fire sprinkler and standpipe systems shall be installed per the 2015 International Fire Code as well as the referenced NFPA Standards.

The following inspections are required for all automatic sprinkler systems:

UNDERGROUND

1. All underground piping for automatic sprinkler and standpipe systems shall be visually inspected before the pipe is covered.
2. All underground piping shall be hydrostatically tested at 200 psi for 2 hours. Any loss shall be measured and must meet the requirements of NFPA 24.
3. Fire service mains (from water supply to the system riser) and lead-in connections to system risers shall be completely flushed before connection is made to sprinkler piping.
4. Upon completion of the above inspections a Contractor's Material and Test Certificate for Underground (U) Piping shall be filled out and submitted to the Fire Marshal's Office. No other paperwork or certifications will be accepted.

ABOVEGROUND


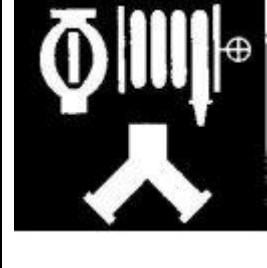
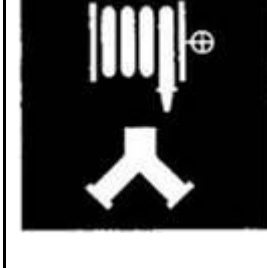

1. All aboveground piping for automatic sprinkler systems shall be visually inspected before the pipe is covered.
2. All aboveground piping shall be hydrostatically tested at 200 psi for 2 hours with no loss of pressure. **In addition to the hydrostatic test, dry pipe and double interlock preaction systems shall undergo an air pressure leakage test.** The system shall be tested at 40 psi for 24 hours. The system shall be permitted to have a maximum loss of 1 ½ psi during the test.
3. Upon completion of the above inspections a Contractor's Material and Test Certificate for Aboveground (A) Piping shall be filled out and submitted to the Fire Marshal's Office. No other paperwork or certifications will be accepted.

FINAL INSPECTION

1. Prior to the functional test all fire alarm, tamper and trouble functions must be operable for a successful functional test. It is desirable to have a representative from both the sprinkler/standpipe contractor and the fire alarm contractor present when this test is conducted.
2. Waterflow detecting devices including associated alarm circuits shall be flow tested through the inspector's test connection and shall result in an audible alarm on the premises within 5 minutes after such flow begins and until such flow stops.
3. The main drain valve shall be opened and remain open until system pressure stabilizes. The static and residual pressures shall be recorded on the contractor's test certificate.

FINAL INSPECTION (continued)

4. A working test of the dry pipe valve alone and with a quick-opening device, if installed, shall be made by opening the inspector's test connection.
5. A hydraulic design information sign shall be supplied and displayed.
6. The installing contractor shall provide the system owner with the following information:
 - All literature and instructions provided by the manufacturer describing proper operation and maintenance of any equipment and devices installed.
 - A copy of NFPA 25
7. Fire Department Connections for automatic sprinkler systems shall be marked in accordance with NFPA 170. **THESE SIGNS MUST BE PURCHASED FROM THE FIRE MARSHAL'S OFFICE.**

			
FD Automatic Sprinkler Connection - Siamese	FD Sprinkler/Standpipe Connection - Siamese	FD Standpipe Connection - Siamese	FD Automatic Sprinkler Connection - Single

Symbol backgrounds shall be square. Background for the signs shall be red with white symbols.

GENERAL

1. Automatic sprinkler systems shall be monitored by a Central Station for the following:
 - A. Flow
 - B. Tamper
 - C. Trouble
2. All Fire Department Connections for sprinkler and standpipe systems shall consist of two 2 1/2" Female connections with National Standard Threads.
3. All Inspections shall be witnessed by the Fire Marshal or a representative of the Fire Marshal's Office.
4. Depending on system requirements other inspections may be required.

**TO SCHEDULE AN INSPECTION CALL 484-391-2364
24- HOUR NOTICE REQUIRED FOR ALL INSPECTIONS**